YANMAR

TRUE ZERO TAIL SWING MINI EXCAVATOR

ViO50-6B/ViO55-6B

[Gross] 28.1kW <37.7HP> / 33.4kW <44.8HP>

YANMAR

ViO50-6B
ViO55-6B

No compromise between compactness and power

BUILDING WITH YOU

The specifications and attachments may differ depending on the sales area / sales period.

Features of ViO50-6B / ViO55-6B

Spring Steel Cylinder Guard YANMAR ORIGINAL

To prevent cylinder rods from damage.

Page 10

Hydraulic Quick Coupler YANMAR ORIGINAL

No tools required to change the attachments.
(Optional)

Page 13

Auto Deceleration & Eco Mode

Efficient automatic engine deceleration.
Eco mode reduces fuel consumption by 15-20%.

Page 9

Robust Undercarriage

Tough and long lasting undercarriage.

Page 10

LED Working Lights

Provides brighter light.

Page 10

ROPS*1 and FOPS*2 4-pole Canopy / Cabin

The protective structure that meets ISO standards, minimizes the damage in case of an accident.

Page 12

SMARTASSIST Remote

Advanced fleet management system.

Page 13

Optimal Heat Balance

Top performance regardless of ambient temperatures.

Page 10

YANMAR Engine YANMAR ORIGINAL

Powerful, reliable and efficient.

Page 8, 9

True Zero Tail Swing

Ensures safer operation on the tight job sites.

Page 6

Roll-Over Protective Structure (ROPS): A structure to protect the operator wearing a seat belt, in case the machine rolls over.
*2 Falling Objective Structure (FOPS): A structure to protect the operator from falling objects.

Machine width: ***ViO50-6B*** **1940mm** / ***ViO55-6B*** **1990mm**

True Zero Tail Swing

YANMAR pioneered the concept of a true zero tail swing mini excavator. The upper frame doesn't extend beyond the track width, giving operator the ability to tackle jobs more safely in tighter spaces.

Operating Weight

ViO50-6B **4605kg**

ViO55-6B **5255kg**

*Canopy and rubber track type

Unmatched compactness, power and efficiency

Well-Balanced Frame Design

Ingenious design and optimized weight distribution deliver unmatched stability and lifting power.

Productivity per liter

*Measured in our own method

ViO50-6B

Previous Model (100%)

ViO50-6B Standard Mode — ***45%UP***

ViO50-6B Eco Mode — ***65%UP***

ViO55-6B

Previous Model (100%)

ViO55-6B Standard Mode — ***30%UP***

ViO55-6B Eco Mode — ***60%UP***

More Powerful with Improved Fuel Efficiency

Smooth and efficient operations are achieved thanks to powerful hydraulic system combined with Eco mode.



Reliable YANMAR engine designed to deliver powerful output and fuel efficiency

YANMAR Engine

Equipped with powerful and highly fuel efficient engines.
TNV engines benefit from the latest electronically controlled direct injection technologies.

Vi050-6B

Model **4TNV88-ZPBV** Output (Gross) **28.1kW**

Vi055-6B

Model **4TNV84T-ZMBV** Output (Gross) **33.4kW**

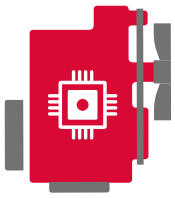

Isochronous Control

The ECU controller helps to maintain constant engine speed even in high loads. Enables operator to work stress-free.

Auto Deceleration

Automatically lowers the engine speed to idle when the machine stops for more than 4 seconds. Reverts to the original speed, once the operation lever is moved.

Eco Mode

Lower fuel consumption by reducing the engine speed to 87% from maximum speed.

Proven durability

Watch the video

1 LED Working Lights

A well protected LED lights provide brighter light for work safely and with accuracy in dark spaces.

2 Spring Steel Cylinder Guards

All cylinders are protected with unique spring steel structured guards to reduce machine downtime.

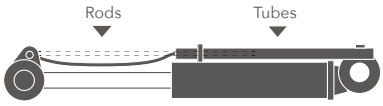

Robust Undercarriage

Tough and long lasting undercarriage enhances the service life of the excavator.

Optimal Heat Balance

A discharge-type radiator and the large oil cooler ensure excellent heat balance in all weather conditions.

Comfortable operator space

1
Large LCD Monitor with LED Backlight

Easy-to-read display showing operating status and maintenance information.

2
Dial Accelerator

Fingertip control dial easy to change the engine speed.

3
Ergonomically Designed Controls

Ergonomically arranged operating controls and switches are within the reach of one hand.

4
Suspension and Reclining Seat

A suspension and adjustable seat allow the operator to find their perfect working position while reducing shocks and vibrations.



5
External Power Outlet (12V)

The 12V power socket can be used for charging your cell phone and other devices.

6
P.T.O. Switch and Flow Adjustment

Hydraulic P.T.O. lines can be controlled with the tip of your fingers. Ensures precise operation of attachments.

Easy maintenance and enhanced safety

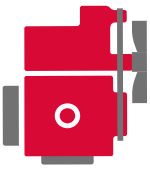

1

Engine, Radiator and Battery

No tools required to open rear bonnet and the right-hand side bonnet.

2

Hydraulic Oil Tank, Fuel Tank and Air Cleaner

Lockable right upper hand side bonnet provides easy access and security.

3

ROPS and FOPS 4-pole Canopy / Cabin

The protective structure that meets ISO standards, minimizes the damage in case of an accident.

4

Engine, Hydraulics and Electric Components

Seat mount and floor covers are easily opened to access components.

5

Air Conditioner

A/C filters can be easily accessed from the inside of cabin. A/C condenser is built in the back of cabin, ensures a better visibility.

6

Emergency Engine Stop Switch

In case of emergency, the engine can be shut down easily with emergency switch.

A Wide Variety Functions

YANMAR ORIGINAL



Watch the video

❶ YANMAR Hydraulic Quick Coupler (Optional)

Quick coupler makes it easier and quicker than ever to change buckets and other attachments. It saves time, so operator can focus job in hand.

Some buckets and attachments may not be applicable.

Double Locking Quick Coupler

The double locking type that meets ISO standards is also available for specific area.

❷ P. T. O. Hydraulic Lines (Optional)

Powerful hydraulic P.T.O.1 and 2 lines are available with adjustable proportional control. Enables easy, fast and intuitive control of various attachments.

SMARTASSIST Remote

Watch the video

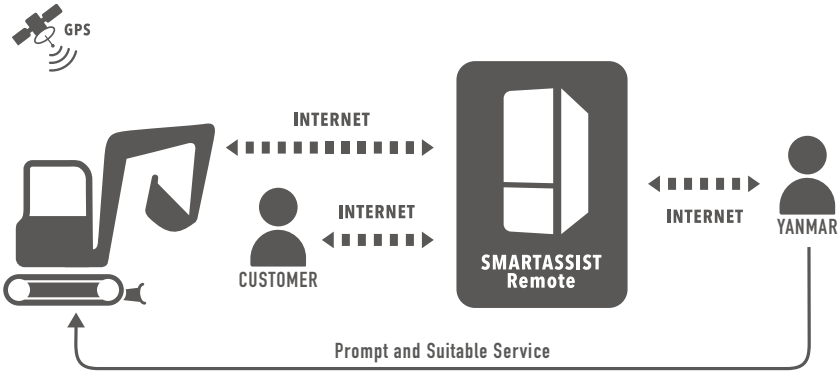

Our service to avoid machine downtime

SMARTASSIST Remote is a telematic system that provides sophisticated management for construction equipment equipped with a GPS transmission terminal.This system monitors construction equipment remotely and ascertains maintenance intervals and troubles in a timely manner via the Internet, which allows YANMAR to constantly provide the customers with suitable services and support.

Attachments

YANMAR Hydraulic Breaker

A wide range of hydraulic breakers are available for demolition applications.
Each model delivers reliability, productivity and durability.
Refer to breaker's catalog for more information.

Product Lineup

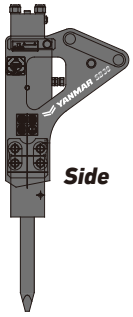

Side

Pin Mounted

Cap Mounted

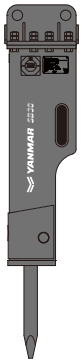

Box Housing
(Silenced)

YANMAR's recommended parts

ecoY
GUARANTEED QUALITY & DURABILITY

Watch the video

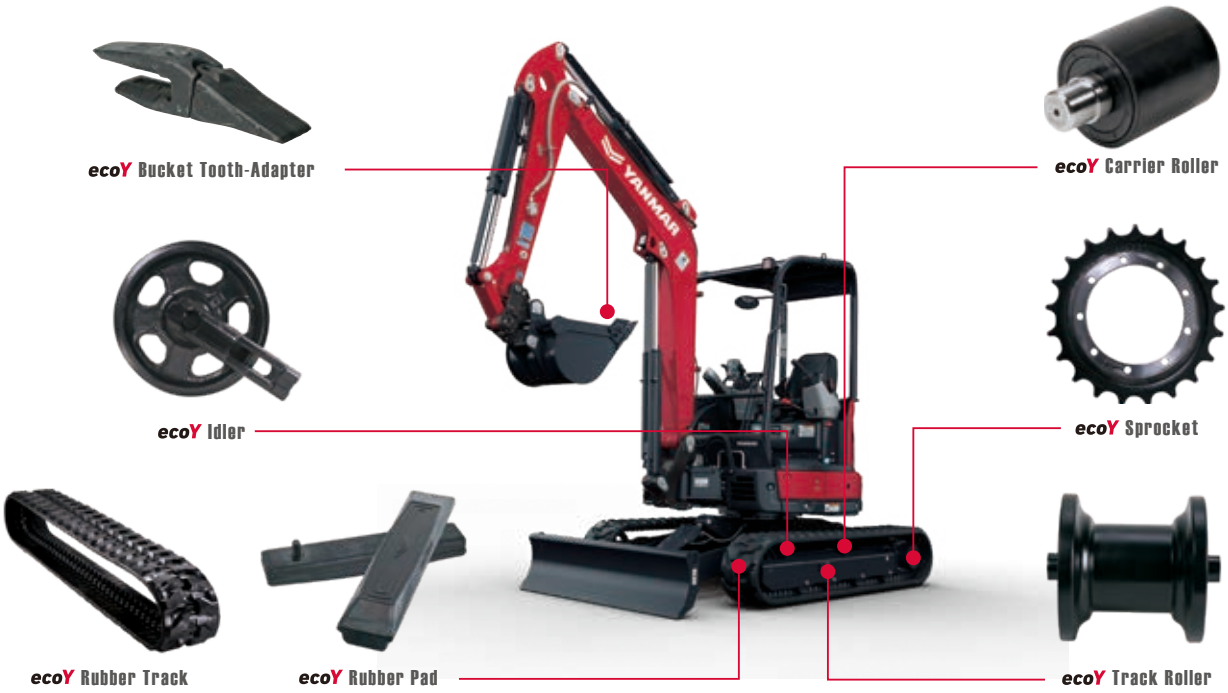

ViO50-6B/ViO55-6B Lifting Capacity

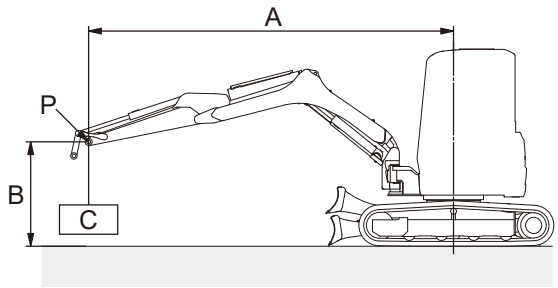

With: Canopy and rubber track
Without: Quick coupler and bucket

A: Reach from swing center line [m (in.)]
B: Load point height [m (in.)]
C: Lifting load [kg (lbs.)]
P: Load point
: Rating over front
: Rating over side or 180 degrees

ViO50-6B

Loads shown in table include weight of standard bucket [ViO50-6B: 127kg (280lbs.), ViO55-6B: 132kg (291lbs.)] and quick coupler [75kg (165lbs.)].

Blade on ground

Unit: kg (lbs.)

A [m (in.)]	Max.		4.0 (157.5)		3.0 (118.1)		2.0 (78.7)	
B [m (in.)]								
4.0 (157.5)	*1090 (2403)	820 (1807)	–	–	–	–	–	–
3.0 (118.1)	*1070 (2358)	610 (1344)	*1050 (2314)	740 (1631)	–	–	–	–
2.0 (78.7)	*1100 (2425)	530 (1168)	*1200 (2645)	720 (1587)	*1500 (3306)	1100 (2425)	–	–
1.0 (39.4)	*1150 (2535)	510 (1124)	*1380 (3042)	690 (1521)	*1980 (4365)	1020 (2248)	–	–
0 (0)	*1170 (2579)	510 (1124)	*1490 (3284)	630 (1388)	*2080 (4585)	920 (2028)	*2930 (6459)	1560 (3439)
-1.0 (-39.4)	*1210 (2667)	600 (1322)	*1320 (2910)	620 (1366)	*1920 (4232)	900 (1984)	*2900 (6393)	1640 (3615)
-2.0 (-78.7)	*1150 (2535)	890 (1962)	–	–	*1340 (2954)	970 (2138)	–	–

Blade above ground

Unit: kg (lbs.)

A [m (in.)]	Max.		4.0 (157.5)		3.0 (118.1)		2.0 (78.7)	
B [m (in.)]								
4.0 (157.5)	*1040 (2292)	800 (1763)	–	–	–	–	–	–
3.0 (118.1)	700 (1543)	600 (1322)	830 (1829)	720 (1587)	–	–	–	–
2.0 (78.7)	590 (1300)	520 (1146)	780 (1719)	720 (1587)	*1430 (3152)	1100 (2425)	–	–
1.0 (39.4)	570 (1256)	510 (1124)	760 (1675)	680 (1499)	1150 (2535)	1000 (2204)	–	–
0 (0)	590 (1300)	500 (1102)	720 (1587)	620 (1366)	1070 (2358)	920 (2028)	1890 (4166)	1520 (3351)
-1.0 (-39.4)	690 (1521)	600 (1322)	720 (1587)	610 (1344)	1090 (2403)	900 (1984)	1990 (4387)	1620 (3571)
-2.0 (-78.7)	*1180 (2610)	880 (1940)	–	–	1120 (2469)	960 (2116)	–	–

ViO55-6B

Blade on ground

Unit: kg (lbs.)

A [m (in.)]	Max.		4.0 (157.5)		3.0 (118.1)		2.0 (78.7)	
B [m (in.)]								
4.0 (157.5)	*1140 (2513)	890 (1962)	*1100 (2425)	*1090 (2403)	–	–	–	–
3.0 (118.1)	*1140 (2513)	680 (1499)	*1170 (2579)	*1110 (2447)	–	–	–	–
2.0 (78.7)	*1160 (2557)	600 (1322)	*1350 (2976)	920 (2028)	*1780 (3924)	*1700 (3747)	–	–
1.0 (39.4)	*1200 (2645)	580 (1278)	*1560 (3439)	860 (1895)	*2270 (5004)	1250 (2755)	–	–
0 (0)	*1230 (2711)	590 (1300)	*1670 (3681)	800 (1763)	*2420 (5335)	1240 (2733)	*3160 (6966)	1980 (4365)
-1.0 (-39.4)	*1260 (2777)	670 (1477)	*1600 (3527)	810 (1785)	*2310 (5092)	1160 (2557)	*3260 (7187)	2050 (4519)
-2.0 (-78.7)	*1190 (2623)	940 (2072)	–	–	*1770 (3902)	1190 (2623)	–	–

Blade above ground

Unit: kg (lbs.)

A [m (in.)]	Max.		4.0 (157.5)		3.0 (118.1)		2.0 (78.7)	
B [m (in.)]								
4.0 (157.5)	*1100 (2425)	860 (1895)	*1070 (2358)	*1090 (2403)	–	–	–	–
3.0 (118.1)	700 (1543)	690 (1521)	*1130 (2491)	*1120 (2469)	–	–	–	–
2.0 (78.7)	660 (1455)	590 (1300)	1000 (2204)	890 (1962)	*1720 (3791)	*1640 (3615)	–	–
1.0 (39.4)	630 (1388)	560 (1234)	950 (2094)	850 (1873)	1420 (3130)	1250 (2755)	–	–
0 (0)	670 (1477)	590 (1300)	890 (1962)	790 (1741)	1350 (2976)	1170 (2579)	2160 (4761)	1890 (4166)
-1.0 (-39.4)	730 (1609)	660 (1455)	880 (1940)	810 (1785)	1320 (2910)	1180 (2601)	2230 (4916)	2030 (4475)
-2.0 (-78.7)	1000 (2204)	940 (2072)	–	–	1330 (2932)	1190 (2623)	–	–

Note:
The lifting load with the asterisk (*) mark is limited by hydraulic lifting capacity rather than tipping. The lifting capacity shown in the above list is based on the ISO Standard No. 10567 and represents either 87% of hydraulic lifting capacity or 75% of tipping load, which is smaller.

● Dimensions

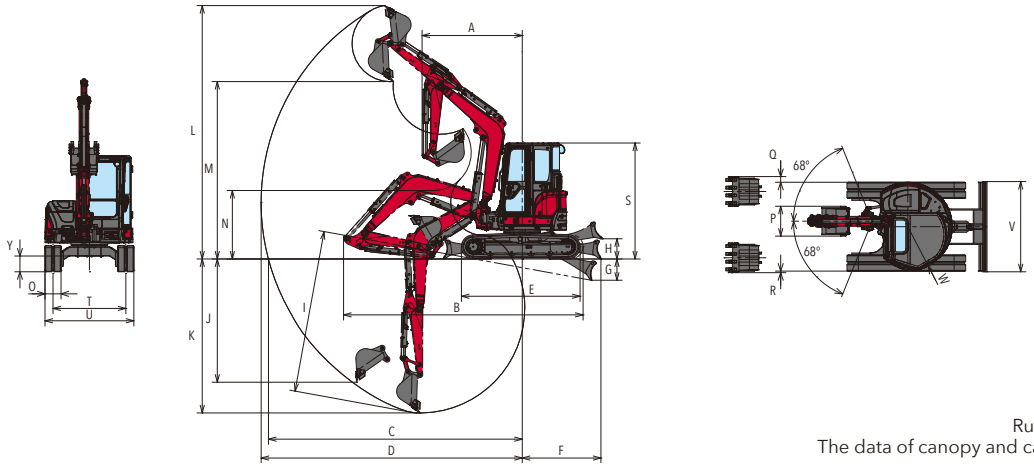

Rubber track specification
The data of canopy and cabin spec are the same.
Unit: mm (in.)

		A <at boom swing>	B	C	D	E	F	G	H	I	J	K	L	M	N	O	P	Q	R	S	T	U	V	W	Y
ViO50-6B	With quick coupler	2380 (93.7) <2120 (83.5)>	5320 (209.4)	5740 (226.0)	5890 (231.9)	2590 (102.0)	1890 (74.4)	540 (21.3)	500 (19.7)	3740 (147.2)	2380 (93.7)	3550 (139.8)	5700 (224.4)	3680 (144.9)	1340 (52.8)	350 (13.8)	650 (25.6)	125 (4.9)	35 (1.4)	2540 (100.0)	1590 (62.6)	1940 (76.4)	1970 (77.6)	970 (38.2)	345 (13.6)
	Without quick coupler	2190 (86.2) <1950 (76.8)>	5230 (205.9)	5540 (218.1)	5700 (224.4)		1720 (67.7)	465 (18.3)	445 (17.5)	3540 (139.4)	2690 (105.9)	3360 (132.3)	5530 (217.7)	3870 (152.4)	1500 (59.1)										
ViO55-6B	With quick coupler	2370 (93.3) <2110 (83.1)>	5580 (219.7)	6140 (241.7)	6290 (247.6)		1890 (74.4)	540 (21.3)	500 (19.7)	4120 (162.2)	2560 (100.8)	3900 (153.5)	6060 (238.6)	4050 (159.4)	1410 (55.5)	400 (15.7)	700 (27.6)					1990 (78.3)		995 (39.2)	
	Without quick coupler	2180 (85.8) <1940 (76.4)>	5510 (216.9)	5950 (234.3)	6100 (240.2)		1720 (67.7)	465 (18.3)	445 (17.5)	3920 (154.3)	2930 (115.4)	3710 (146.1)	5900 (232.3)	4240 (166.9)	1570 (61.8)										

● Specifications

MODEL				ViO50-6B				ViO55-6B			
TYPE				With quick coupler		Without quick coupler		With quick coupler		Without quick coupler	
				Canopy	Cabin	Canopy	Cabin	Canopy	Cabin	Canopy	Cabin
WEIGHT	Operating weight	Rubber track	kg (lbs.)	4705 (10373)	4875 (10748)	4605 (10152)	4775 (10527)	5355 (11806)	5535 (12203)	5255 (11585)	5435 (11982)
		Steel track	kg (lbs.)	4835 (10659)	5005 (11034)	4735 (10439)	4905 (10814)	5385 (11872)	5565 (12269)	5285 (11651)	5465 (12048)
ENGINE	Type			Vertical 4-cylinder water-cooled direct injection diesel engine							
	Model			4TNV88-ZPBV				4TNV84T-ZMBV			
	Rated output, gross		kW (HP) / rpm	28.1 (37.7) / 2200				33.4 (44.8) / 2200			
BUCKET	Capacity, standard		cu.m (cu.ft)	0.14 (4.94)				0.16 (5.65)			
	Width, standard		mm (in.)	650 (25.6)				700 (27.6)			
PERFORMANCE	Max. digging force	Bucket	kN (lbs.)	28.9 (6497)		36.5 (8206)		33.2 (7464)		41.9 (9419)	
		Arm	kN (lbs.)	20.8 (4676)		22.7 (5103)		22.5 (5058)		24.4 (5485)	
	Max. digging depth <at the blade down>		mm (in.)	3550 (139.8) <3740 (147.2)>		3360 (132.3) <3540 (139.4)>		3900 (153.5) <4120 (162.2)>		3710 (146.1) <3920 (154.3)>	
	Max. vertical wall digging depth		mm (in.)	2380 (93.7)		2690 (105.9)		2560 (100.8)		2930 (115.4)	
	Max. cutting height		mm (in.)	5700 (224.4)		5530 (217.7)		6060 (238.6)		5900 (232.3)	
	Max. dumping height		mm (in.)	3680 (144.9)		3870 (152.4)		4050 (159.4)		4240 (166.9)	
	Max. digging radius of the ground		mm (in.)	5740 (226.0)		5540 (218.1)		6140 (241.7)		5950 (234.3)	
	Front min. swing radius <at swinging the boom>		mm (in.)	2380 (93.7) <2120 (83.5)>		2190 (86.2) <1950 (76.8)>		2370 (93.3) <2110 (83.1)>		2180 (85.8) <1940 (76.4)>	
	Boom swing angle: left / right		degrees	68 / 68							
SPEED	Travel speed: high / low	Rubber track	km/h (mph)	4.6 (2.9) / 2.4 (1.5)				4.2 (2.6) / 2.2 (1.4)			
		Steel track	km/h (mph)	4.3 (2.7) / 2.1 (1.3)				3.9 (2.4) / 2.0 (1.2)			
	Swing speed		rpm	10							
GROUND PRESSURE	With standard track	Rubber track	kPa (PSI)	29.3 (4.25)	30.4 (4.41)	28.7 (4.16)	29.8 (4.32)	29.2 (4.24)	30.2 (4.38)	28.6 (4.15)	29.6 (4.29)
		Steel track	kPa (PSI)	30.5 (4.42)	31.6 (4.58)	29.9 (4.34)	31.0 (4.50)	29.7 (4.31)	30.7 (4.45)	29.2 (4.24)	30.2 (4.38)
TANK CAPACITY	Fuel tank		L (gal)	66 (17.4)							
	Hydraulic oil tank		L (gal)	38 (10.0)							
HYDRAULIC SYSTEM	Pump displacement		L/min (gpm)	42.5 (11.2)×2 <Variable displacement pump> 37 (9.8)×1, 10.8 (2.9)×1 <Gear pump>				45.8 (12.1)×2 <Variable displacement pump> 37 (9.8)×1, 10.8 (2.9)×1 <Gear pump>			
	Relief set pressure		MPa (PSI)	24.5 (3553)×2, 21.6 (3133)×1, 3.9 (566)×1				24.5 (3553)×2, 24.5 (3553)×1, 3.9 (566)×1			
	Max. P.T.O. output		L/min (gpm)	79.5 (21.0)				82.8 (21.9)			

All data are subject to change without notice. Note that the standard equipment may vary. Consult your YANMAR dealer for confirmation.

YANMAR COMPACT EQUIPMENT

yanmar.com

Printed in Japan
031D0-G01380 2208Ⓝ